Hobuste söötmine ja seedeelundkonna probleemid

Ingrid Pärg
2018

Hobuse seedetrakt

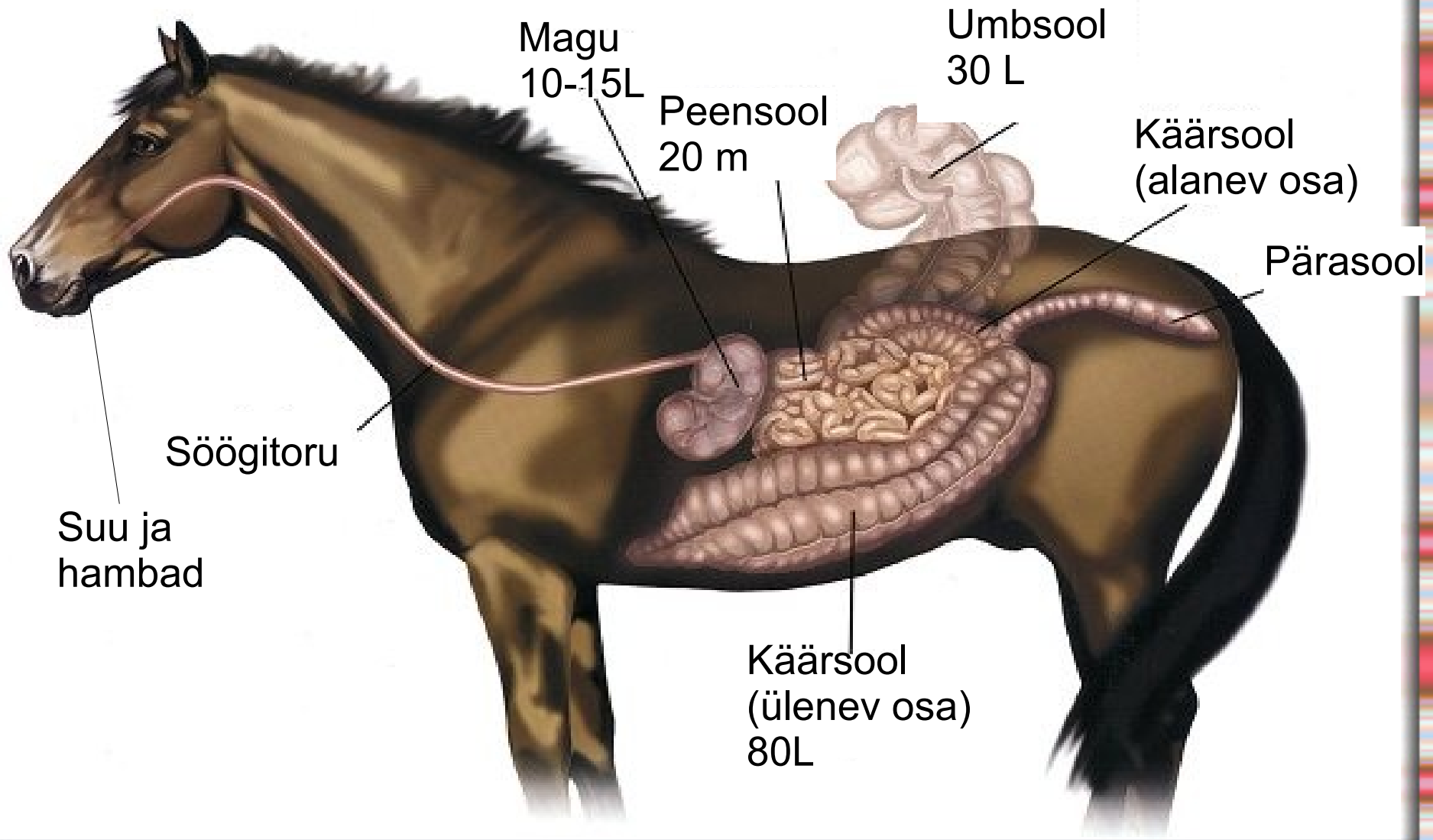

Suu ja hambad

- Sööda mälumine
- Sülje tootmine – 20-80 liitrit päevas
- Regulaarne hammaste hooldus

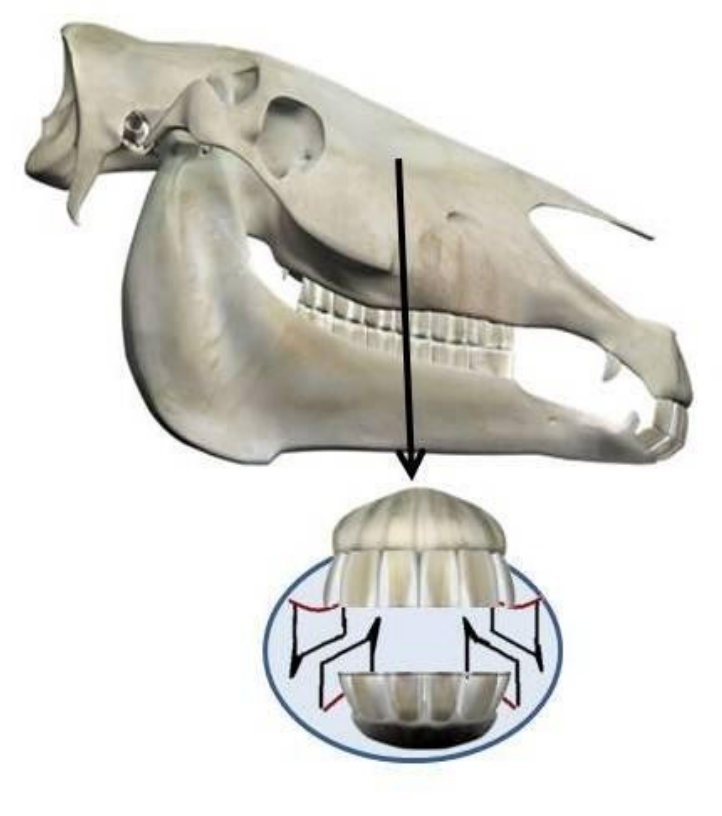

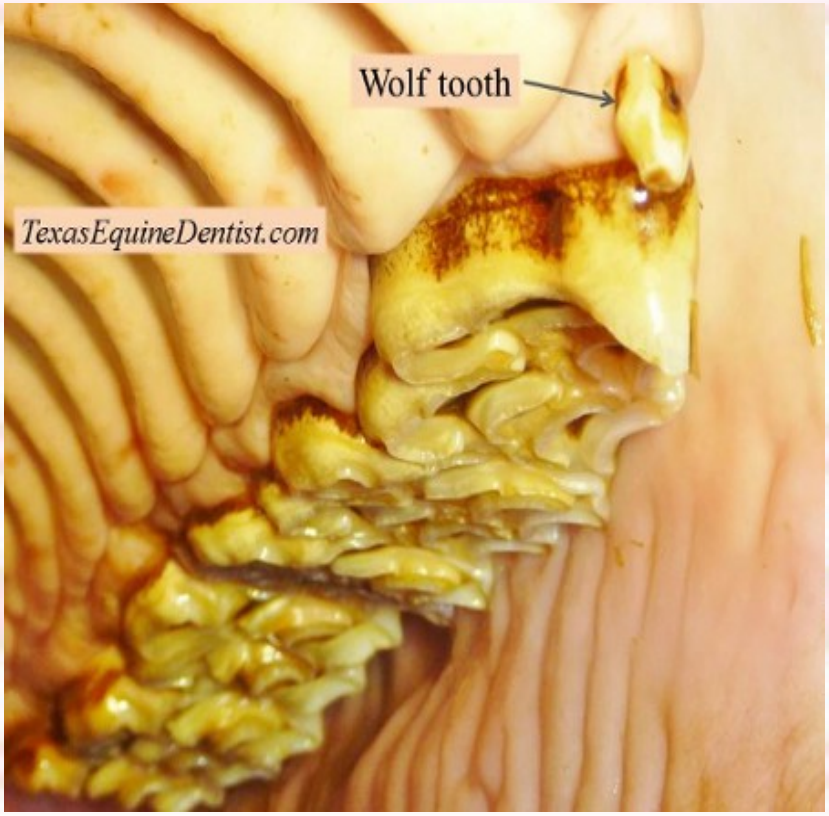

Söögitoru

- Söögitoru ummistus
- Põhjused: ebapiisav toidu mälumine, sobimatu söök
- Neelamisraskused,köhi mine, ninast tuleb toitu ja vedelikku
- Võtta ära eest söök ja vesi, hoida hobuse pead all
- Enamasti vajab veterinaari sekkumist

Magu

- Tühjenemine sõltub söötmisest
- Maohappe tootmine, toitainete lõhustamine
- Maohaavandid – enamasti krooniline probleem

Tühi magu

Täis magu

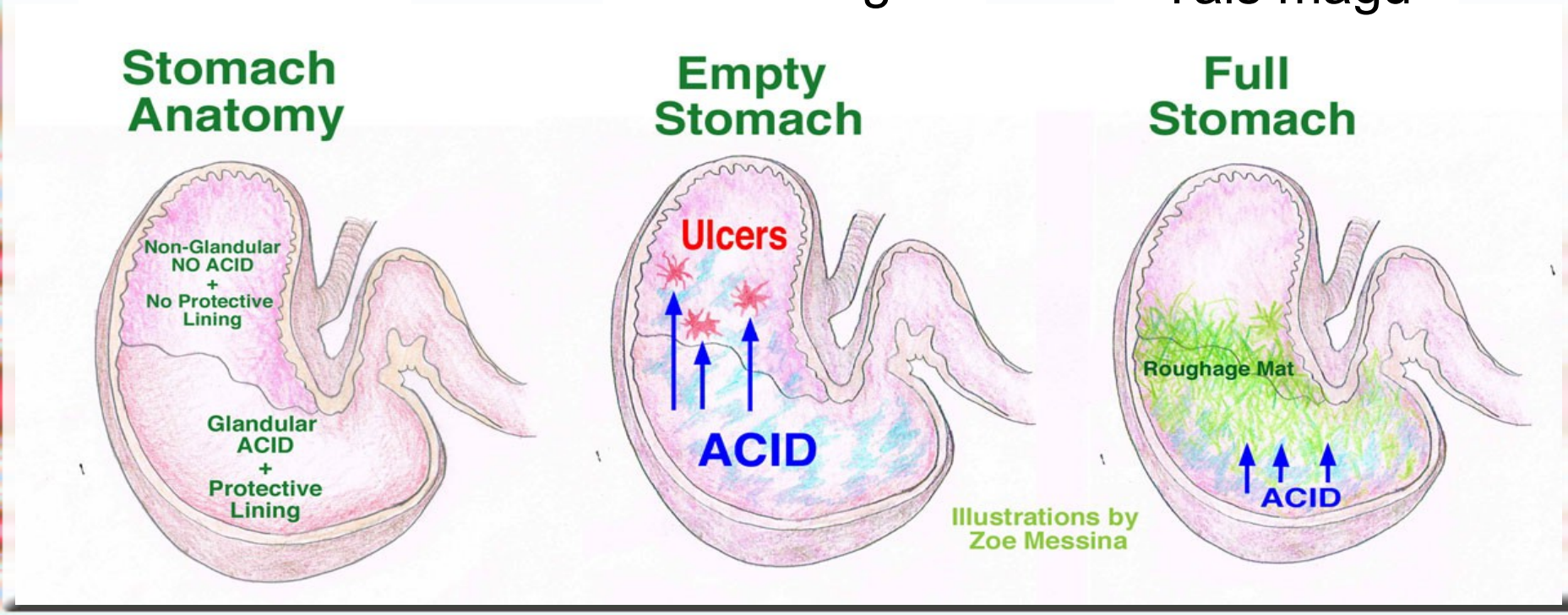

Soolestik

- Peensool: toitainete lõhustamine, amino-hapete ja süsivesikute imendumine
- Jämesool: toitainete bakteriaalne lõhustam-ine, käärimine, gaaside teke
- Bakterite kooslus sõltub söödast
  - Söödamuutused peavad toimuma järk-järgult
- Jämesoole lõpposas imendub vesi

Koolikud

- Sarnased sümptomid, erinevad põhjused
- Isutus, kraapimine, püherdamine, kõhu vaatamine, hingeldus/värinad/higistamine

- Kõige sagedamini pärineb valu soolestikust
- - ummistused
- - soolte asendimuutus või keerd
- - põletikud

- Võtta hobusel toit eest ära, jalutada, vältida agressiivset püherdamist
- Ennetamine: hammaste hooldus, parasiiditõrje, regulaarne sööda- ja treeningrežiim

Hobuste metaboolne sündroom (EMS)

- Insuliiniresistentsus
- Ülekaal, rasvapadjandid
- Suurenenud laminiidioht

- Levinuim aborigeensetel ponitõugudel
- Söötade liigne suhkru- ja tärklisesisaldus
- Mida teha?
- Piirata söödakoguseid ja suhkrusisaldust
- Soodustada füüsilist aktiivsust

Koresööt vs lisasöödad

- Hobune sööb päevas 1,5-3% kuivainet oma kehakaalust

6 kg heina

4 kg kuivsilo

2 kg jõusööta

Söödaratsioon ja söötmine

- Mis on oluline?
  - Energia
  - Proteiin
  - Mineraalid ja vitamiinid
  - Sööda kogus
  - Söötmiskordade arv ja regulaarsus
  - Kiudaine sisaldus
- Analüüsid koresöödast
- Mille järgi valida jõusööt?

Kehakonditsioon → energiavajadus?

Body Condition Score Chart

Areas of emphasis for body condition scoring: thickening of the neck, fat covering the withers, fat deposits along backbone, fat deposits on flanks, fat deposits on inner thighs, fat deposits around tailhead, fat deposits behind shoulders, fat covering ribs, shoulder blends into neck

Kentucky Equine Research®
859-873-1988, www.ker.com

1 Poor
Animal extremely emaciated; spine, ribs, tailhead, points of hip and buttock projecting prominently; bone structure of withers, shoulders, and neck easily noticeable; no fatty tissue can be felt.



2 Very Thin
Animal emaciated; slight fat covering over base of spine; ribs, tailhead, points of hip and buttock prominent; withers, shoulders, and neck structure faintly discernable.



3 Thin
Fat buildup about halfway on spine; slight fat cover over ribs; spine and ribs easily discernable; tailhead prominent, but individual vertebrae cannot be identified visually; points of hip appear rounded but easily discernable; points of buttock not distinguishable; withers, shoulders, and neck accentuated.



4 Moderately Thin
Slight ridge along back; faint outline of ribs discernable; tailhead prominence depends on conformation, fat can be felt around it; points of hip not discernable; withers, shoulders, and neck not obviously thin.



5 Moderate
Back is flat (no crease or ridge); ribs not visually distinguishable but easily felt; fat around tailhead beginning to feel spongy; withers appear rounded over spine; shoulders and neck blend smoothly into body.



6 Moderately Fleshy
May have slight crease down back; fat over ribs fleshy/spongy; fat around tailhead soft; fat beginning to be deposited along sides of withers, behind shoulders, and along sides of neck.



7 Fleshy
May have crease down back; individual ribs can be felt, but noticeable filling between ribs with fat; fat around tailhead soft; fat deposited along withers, behind shoulders, and along neck.



8 Fat
Crease down back; difficult to feel ribs; fat around tailhead very soft; area along withers filled with fat; area behind shoulders filled with fat; noticeable thickening of neck; fat deposited along inner thighs.

9 Extremely Fat
Obvious crease down back; patchy fat appearing.



Kentucky Equine Research, 3910 Delaney Ferry Rd., Versailles, KY 40383, 859-873-1988, www.ker.com

© Copyright Kentucky Equine Research, 2010

Kiudainelised söödad (fibre)

- Hein/silo põhisöödana
- Rohi

- Chaff'id ehk hek-selsöödad
- Lutsern
- Suhkrupeet
- Kliid

Suhkru- ja tärkliserikkad söödad

- Teraviljad
  - Kaer
  - Oder
  - Mais
  - Soja
  - jpm...
- Melass
- Porgandid, õunad

Lisaenergia: rasvad

Proteiin

- KOGUS
  - Vajadus suurm sporthobustel, kasvavatel noorhobustel ja aretusloomadel
- KVALITEET – limiteerivad aminohapped
  - Lutsern
  - Soja
  - Kartuliproteiin
  - Söötadesse lisatud lüsiin

Mineraalid + vitamiinid

- Eraldi mineraalilisand
- *Balancer*'id – mineraalilisand + proteiin
- Täissöötades – arvestatud söödakoguse järgi
- Mineraalide tasakaal
  - Ca-P 1,5:1
  - Fe-Cu-Zn 4:1:3
- Sool!
- Elektrolüüdid – oluline veetarbimine!
- Vitamiinipuudust esineb harva
  - E-vitamiin lisandina sporthobustel

Tänan!